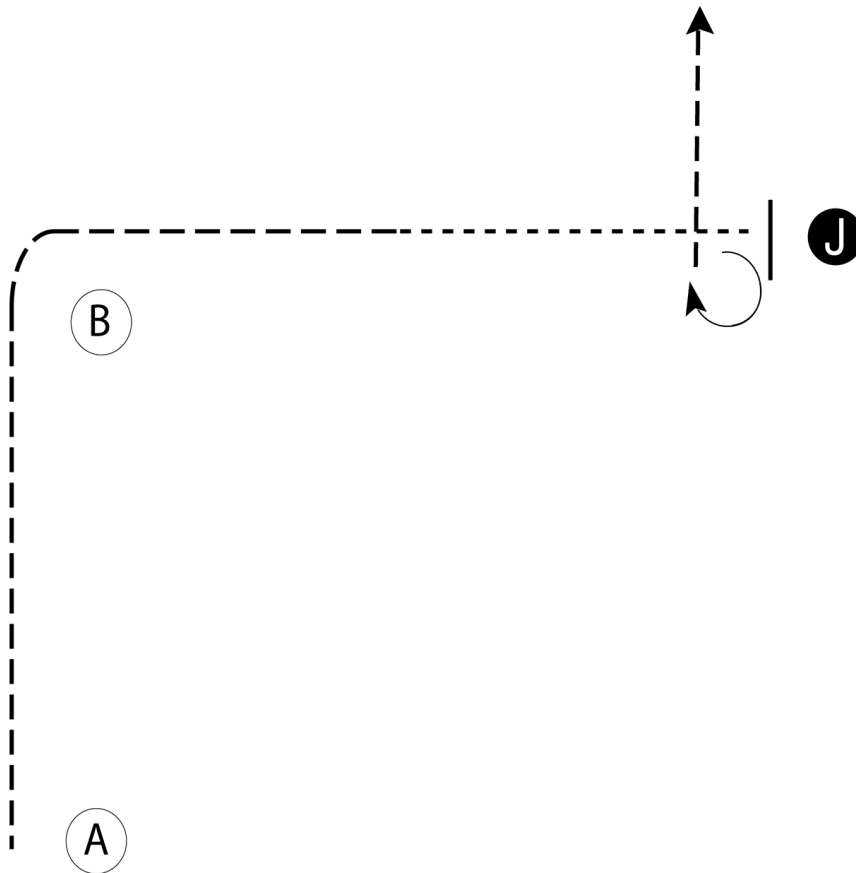


Riceville Fair

1. Showmanship at Halter, Junior

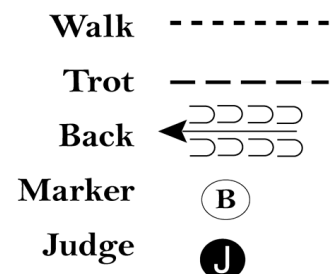
Show Date: 08-26-2023



Be ready at A.

1. Trot from A around B and half way to the Judge.
2. Break to the walk.
3. Walk to the Judge and set up for inspection.
4. When dismissed, perform a 270 degree turn and trot straight away from the Judge.

Follow the instructions of your ring steward.



[S/1-33]

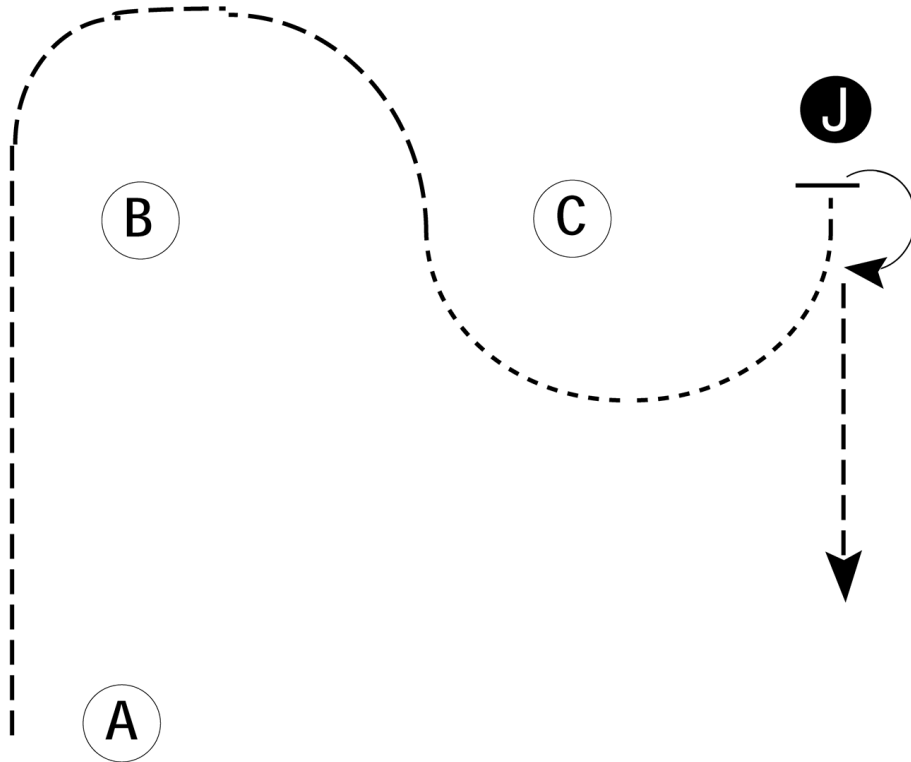
Pattern Provided by:

*Shannon Townsend, Performance Judge, Gatineau,
QC*

Riceville Fair

2. Showmanship, Senior

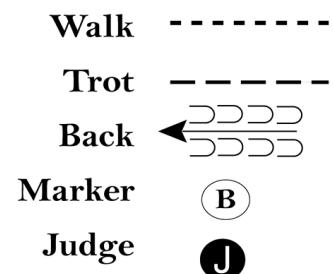
Show Date: 08-26-2023



Be ready at A.

1. Trot from A around B and to C.
2. Walk from C to the Judge.
3. Stop and set up for inspection.
4. When dismissed, perform a 180 degree turn.
5. Trot straight away from the Judge.

Follow the instructions of your ring steward.



[S/1-35]

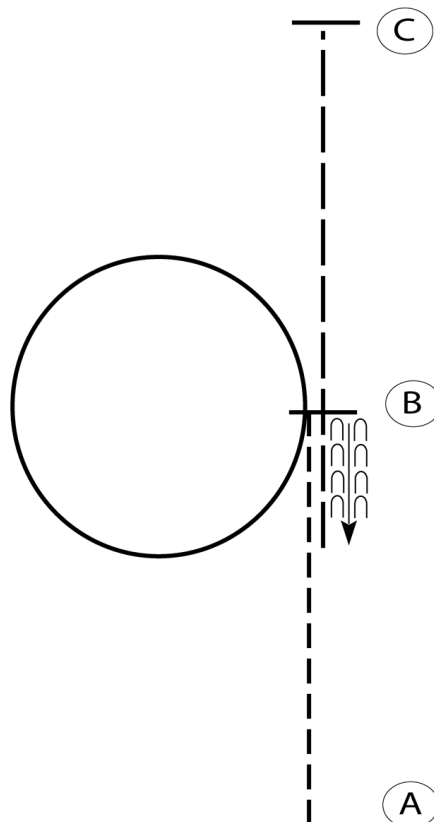
Pattern Provided by:

*Shannon Townsend, Performance Judge, Gatineau,
QC*

Riceville Fair

5. Western Horsemanship, Junior

Show Date: 08-26-2023



Be ready at A.

1. Jog from A to B.
2. Lope a circle to the left on the left lead.
3. Stop at B.
4. Back one horse length at B.
5. Extend the jog to C.
6. Stop at C.

Follow the instructions of your ring steward.

Walk	-----
Jog	- - - - -
Extended Jog	- - - - -
Lope	=====
Leg Yield	
Lead Change	↗ ↘
Back	← ← ← ← ←
Marker	ⓑ
Sidepass	← ← ← ← ←

[WH/1-18]

Pattern Provided by:

*Shannon Townsend, Performance Judge, Gatineau,
QC*

Riceville Fair

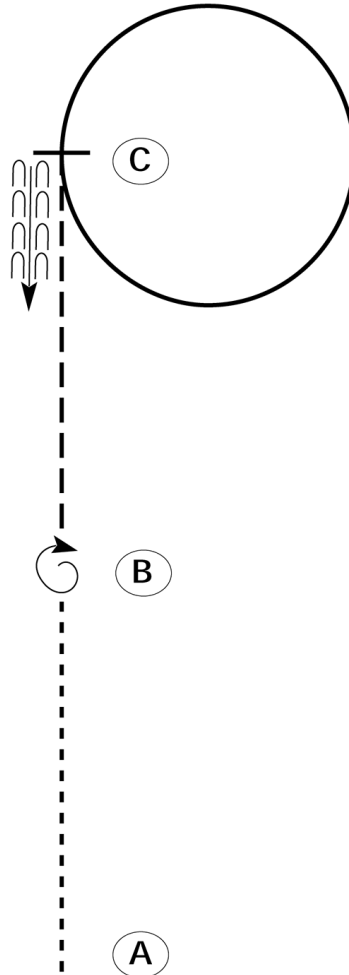
6. Western Horsemanship, Senior

Show Date: 08-26-2023

Be ready at A.

1. Walk from A to B.
2. Stop at B and perform a 360 degree turn to the right.
3. Jog to C.
4. Even with C, lope a circle to the right on the right lead.
5. Stop at C and back one horse length.

Follow the instructions of your ring steward.



Walk	-----
Jog	- - - - -
Extended Jog	- - - - -
Lope	=====
Leg Yield	
Lead Change	— / —
Back	← ⊞ ⊞ ⊞ ⊞
Marker	⊞
Sidepass	← — — — — →

[WH/1-47]

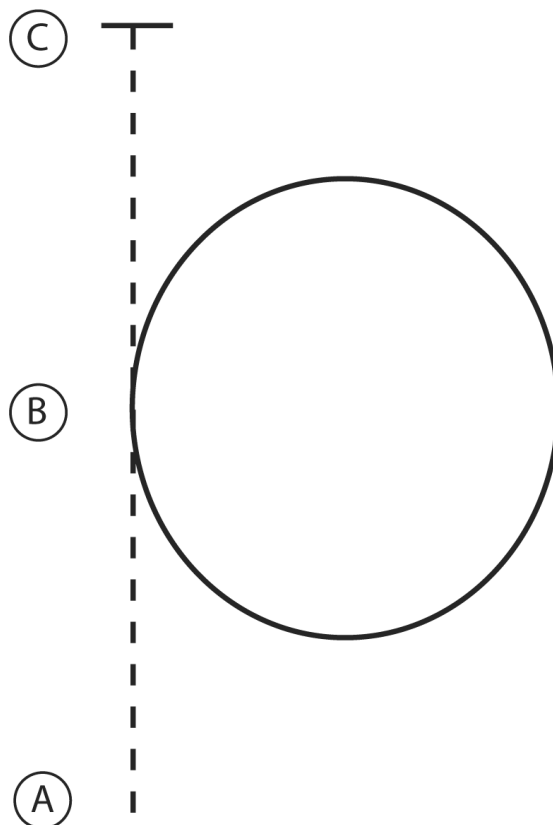
Pattern Provided by:

*Shannon Townsend, Performance Judge, Gatineau,
QC*

Riceville Fair

9. English Equitation, Junior

Show Date: 08-26-2023



1. Posting trot on the left diagonal A to B
2. At B canter a circle to the right on the right lead
3. At B posting trot on the right diagonal to C
4. Stop at C

Walk
Trot	-----
Extended Trot	-----
Canter	=====
Leg Yield	
Lead Change	
Back	
Marker	(B)
Sidepass	

[HSE/1-15]

Pattern Provided by:

*Shannon Townsend, Performance Judge, Gatineau,
QC*

Riceville Fair

10. English Equitation, Senior

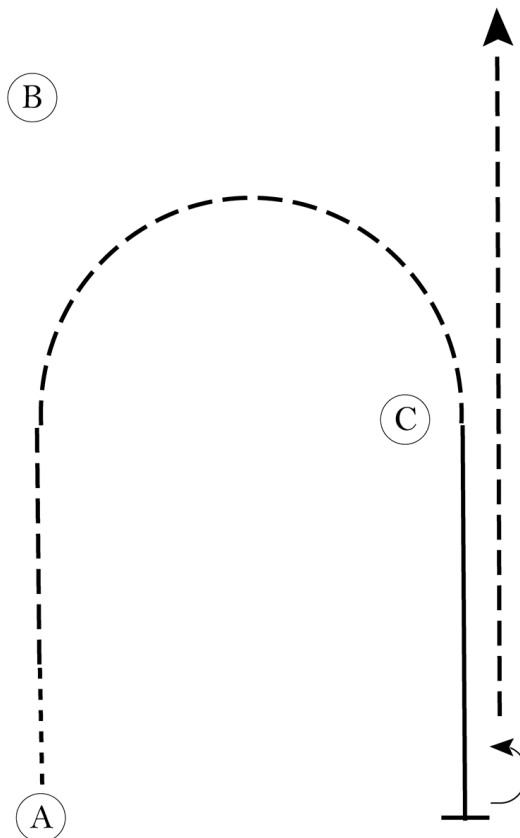
Show Date: 08-26-2023

Be ready with your horse's tail to A.

1. Walk two horse lengths from A.
2. Trot on the left diagonal in a half circle to C.
3. Canter on the left lead until even with A.
4. Stop when even with A.
5. Perform a 1/2 turn on the hindquarters to the left.
6. Rising trot on the right diagonal to and past B.

Pattern is over once you have passed B at the trot.

Follow the directions of your ring steward.



Walk	-----
Trot	- - - - -
Extended Trot	— — — —
Canter	— — — —
Lead Change	
Back	
Marker	
Hand Gallop	— — — —

[HSE/1-51]

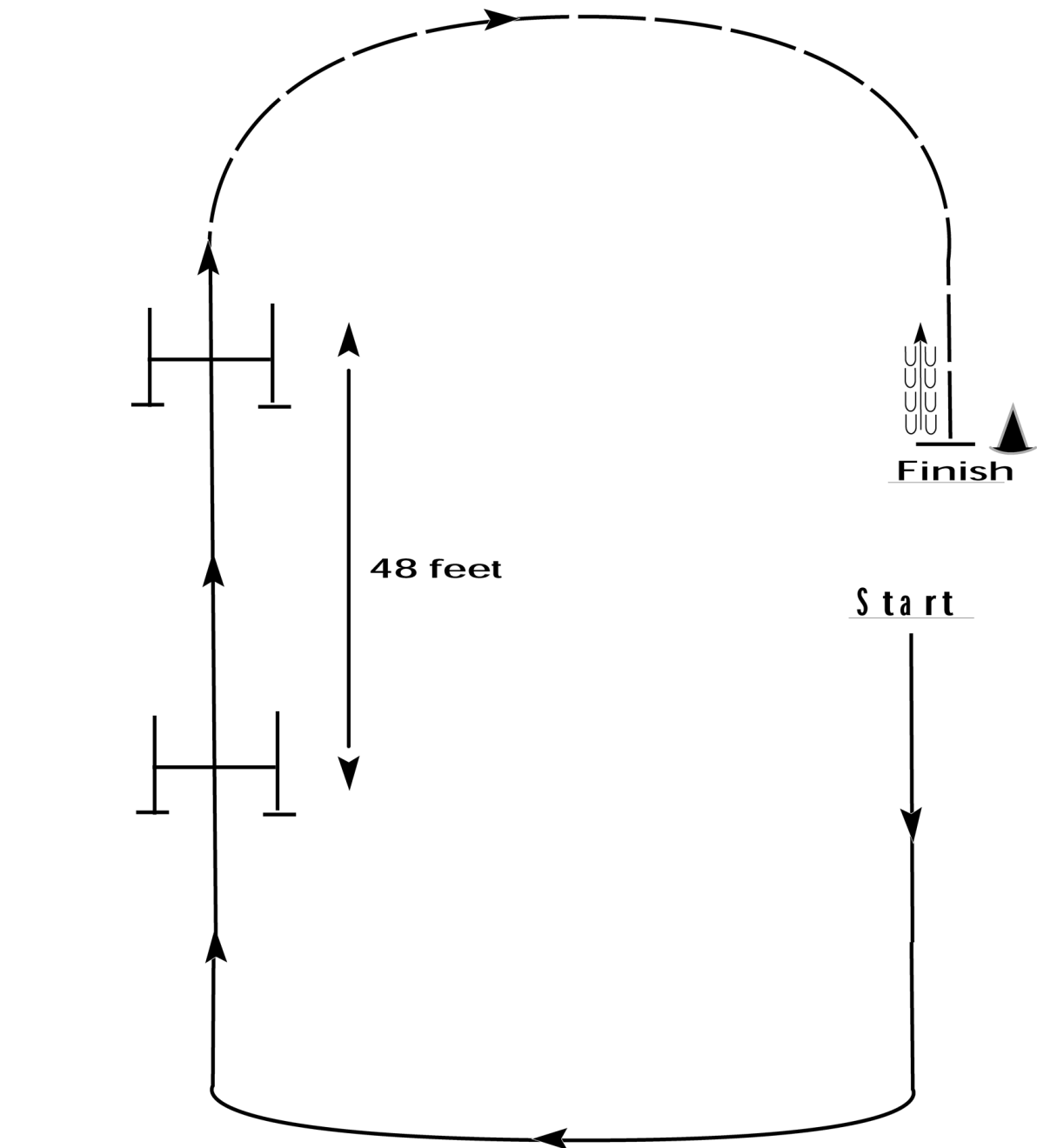
Pattern Provided by:

*Shannon Townsend, Performance Judge, Gatineau,
QC*

Riceville Fair

11. Hunter Hack, Open

Show Date: 08-26-2023



Canter
Back
Hand Gallop
Marker

1. Fences are set approximately 48 feet apart.
2. After 2nd fence, hand gallop to marker. Stop and back approximately one horse length.
3. Drop your reins to signify completion.

[HH/48-2]

Pattern Provided by:

*Shannon Townsend, Performance Judge, Gatineau,
QC*

12. Warm-Up Jumper

13. Open Jumper

